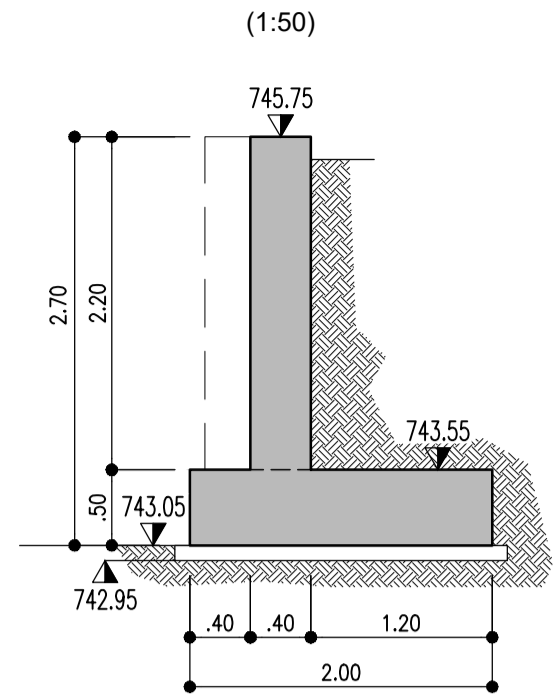
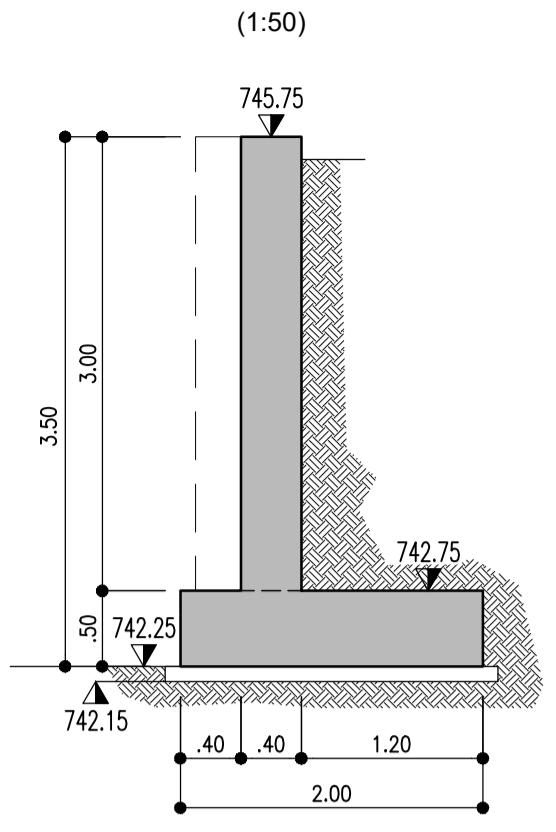


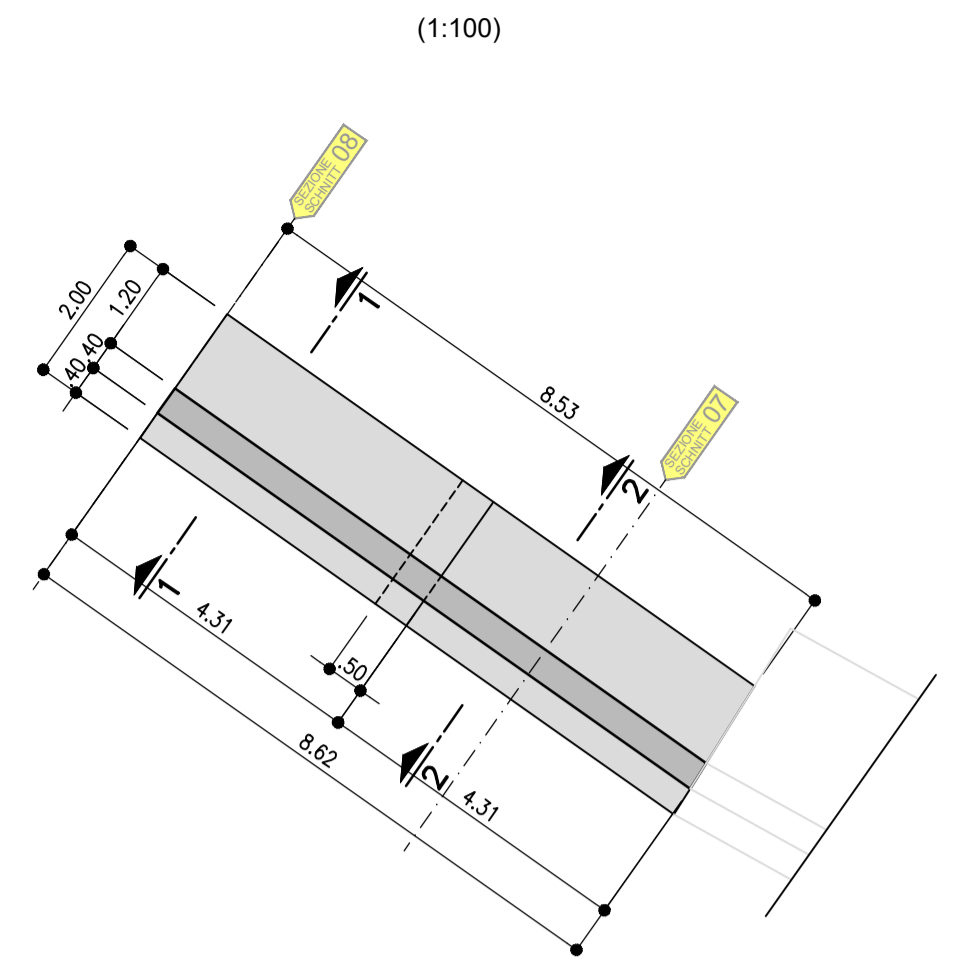
SEZIONE 1-1 - Tratto 1-1
SCHNITT 1-1- Teil 1-1
(1:50)



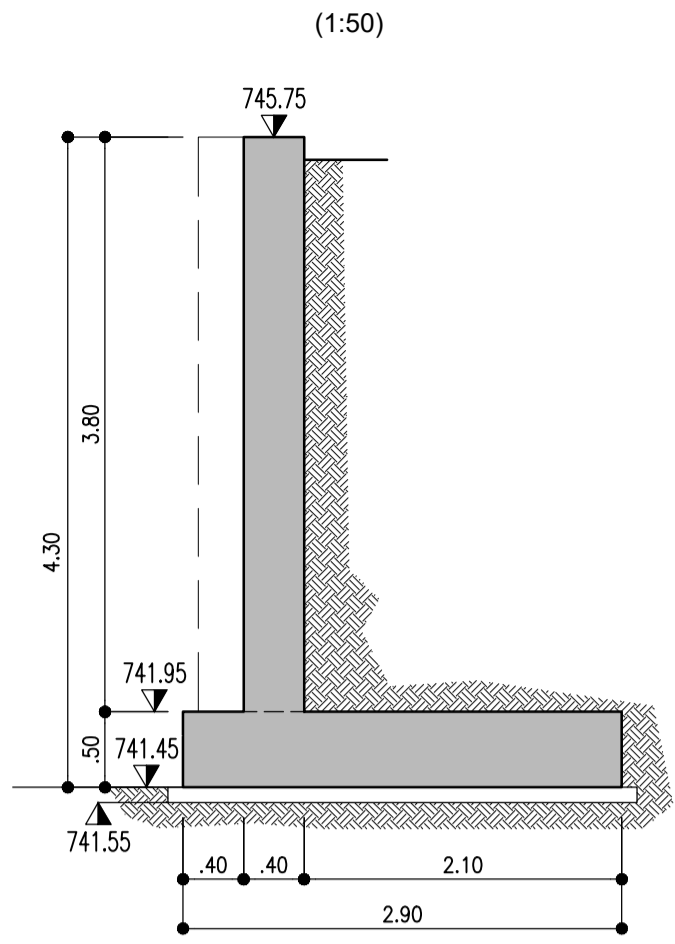
SEZIONE 2-2 - Tratto 1-1
SCHNITT 2-2- Teil 1-1
(1:50)



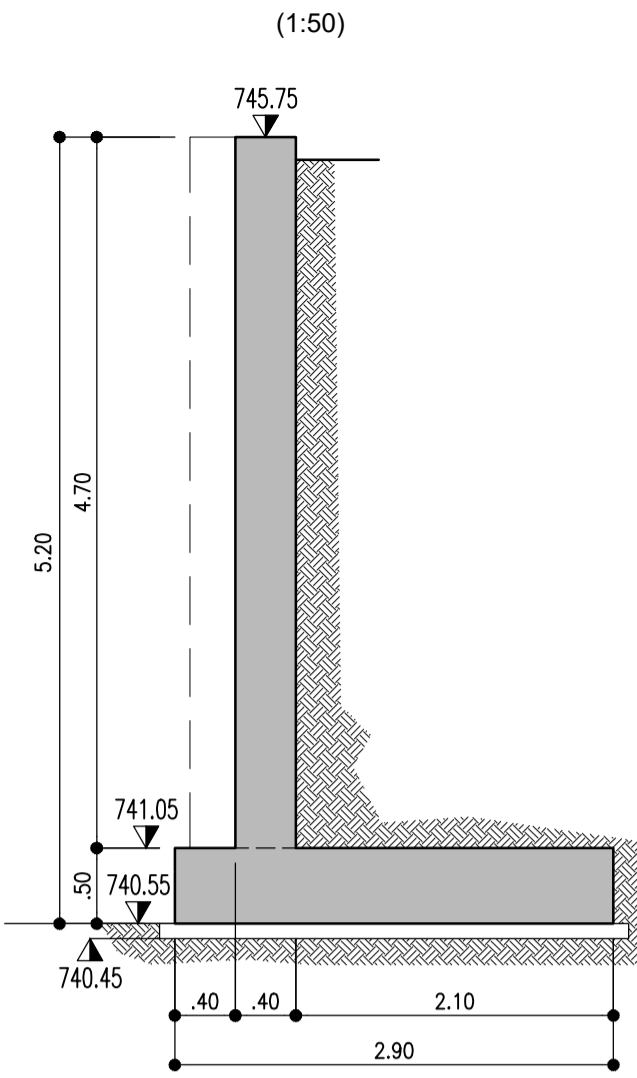
PLANIMETRIA - Tratto 1-1
LAGEPLAN - Teil 1-1
(1:100)



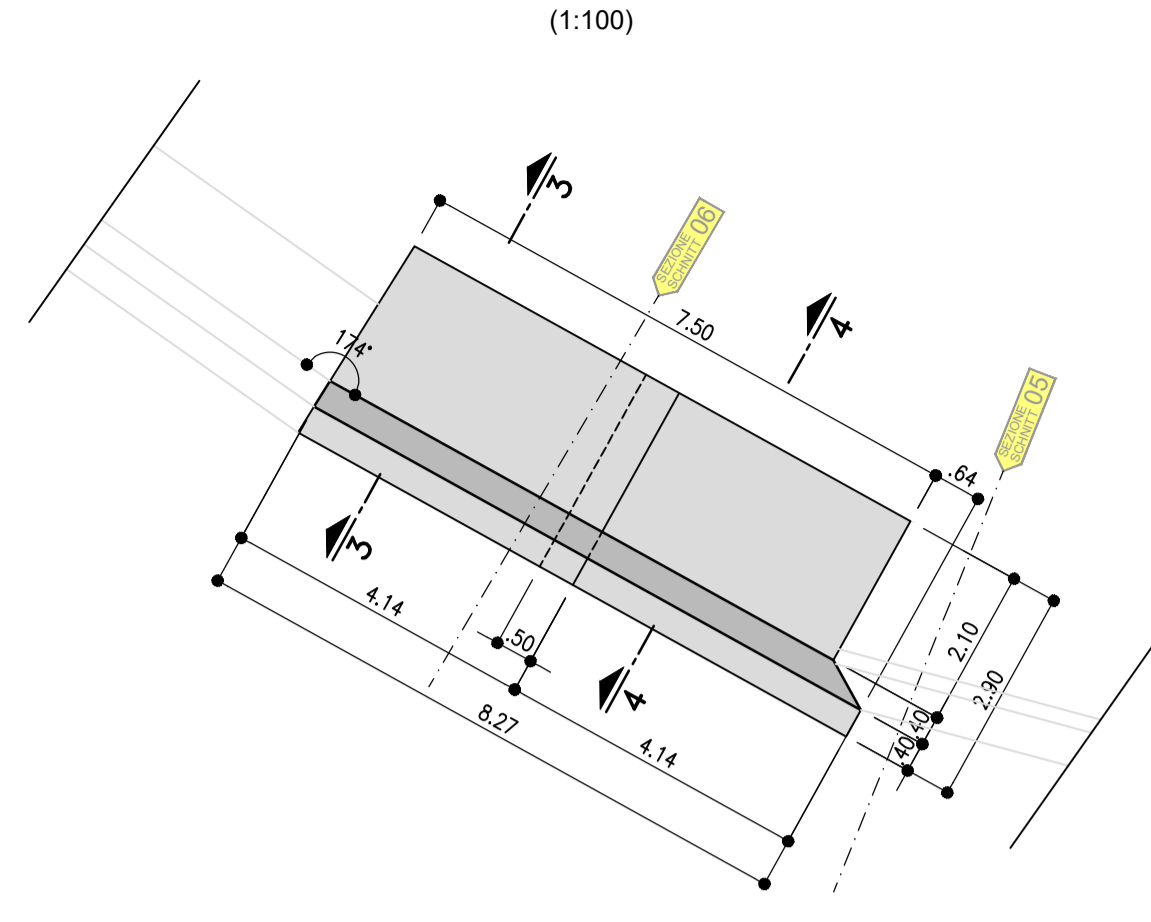
SEZIONE 3-3 - Tratto 2-2
SCHNITT 3-3 - Teil 2-2
(1:50)



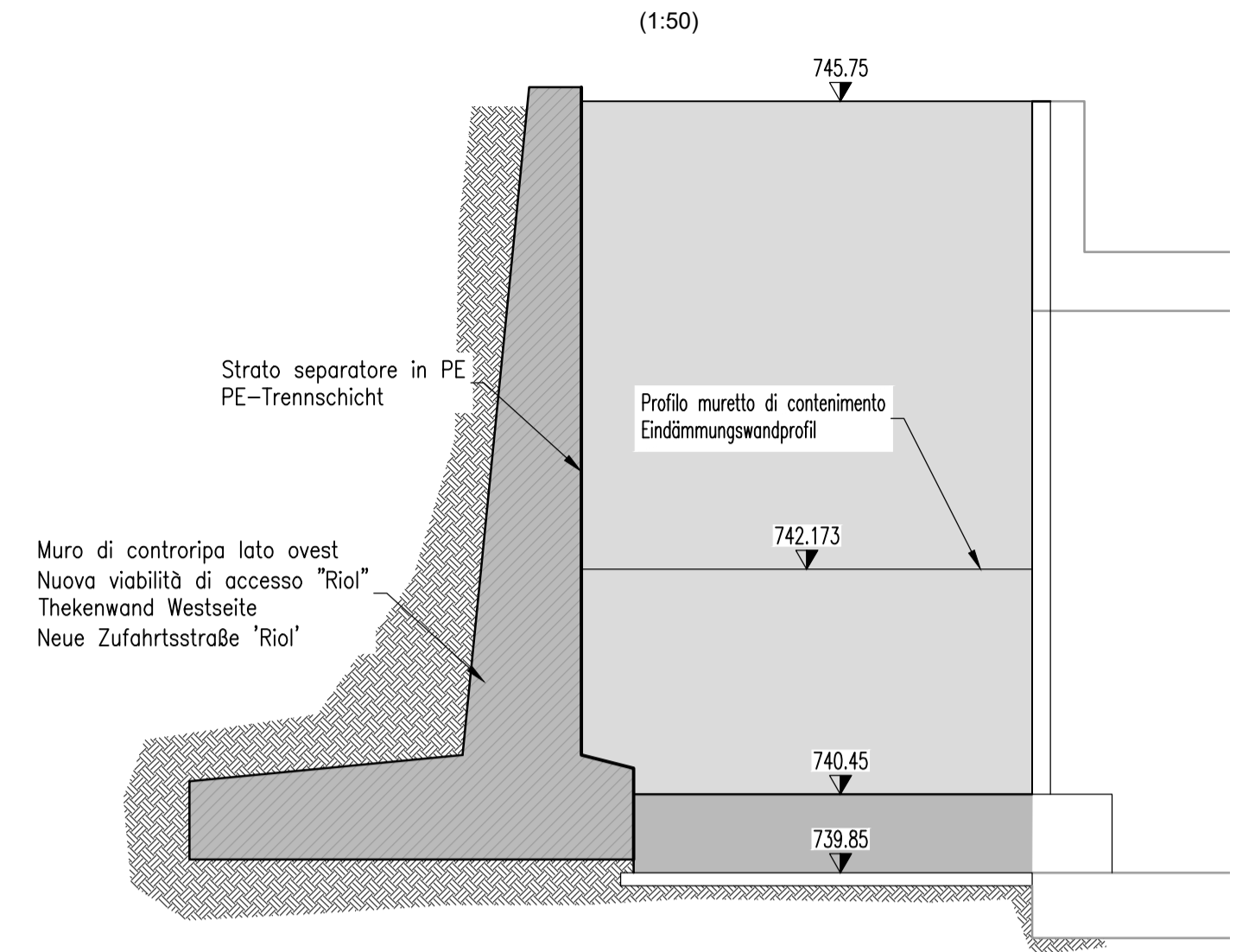
SEZIONE 4-4 - Tratto 2-2
SCHNITT 4-4 - Teil 2-2
(1:50)



PLANIMETRIA - Tratto 2-2
LAGEPLAN - Teil 2-2
(1:100)



SEZIONE 5-5 - Tratto 3-3
SCHNITT 5-5 - Teil 3-3
(1:50)



SEZIONE 7-7 - Tratto 3-3
SCHNITT 7-7 - Teil 3-3
(1:50)

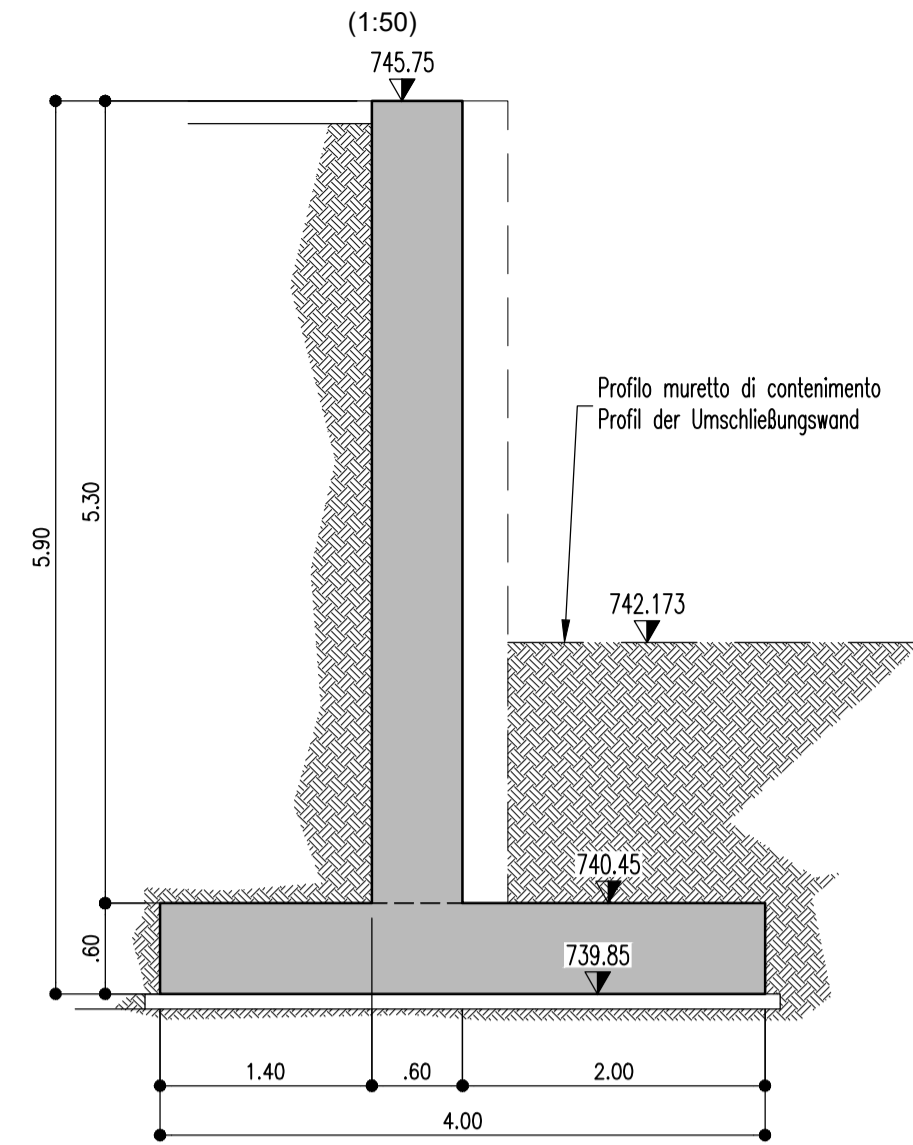


TABELLA PUNTI DI PICCHETTAMENTO
TABELLE ABSTECKPUNKTE

Nome punto	E	N	Quota
Pt.01	699310.179	5184665.42	+743.05
Pt.02	699310.409	5184665.75	+743.05
Pt.03	699310.640	5184666.08	+743.05
Pt.04	699311.331	5184667.06	+743.05
Pt.05	699314.444	5184664.86	+742.25
Pt.06	699314.853	5184664.57	+743.55
Pt.07	699318.304	5184662.14	+742.25
Pt.08	699318.783	5184662.90	+741.45

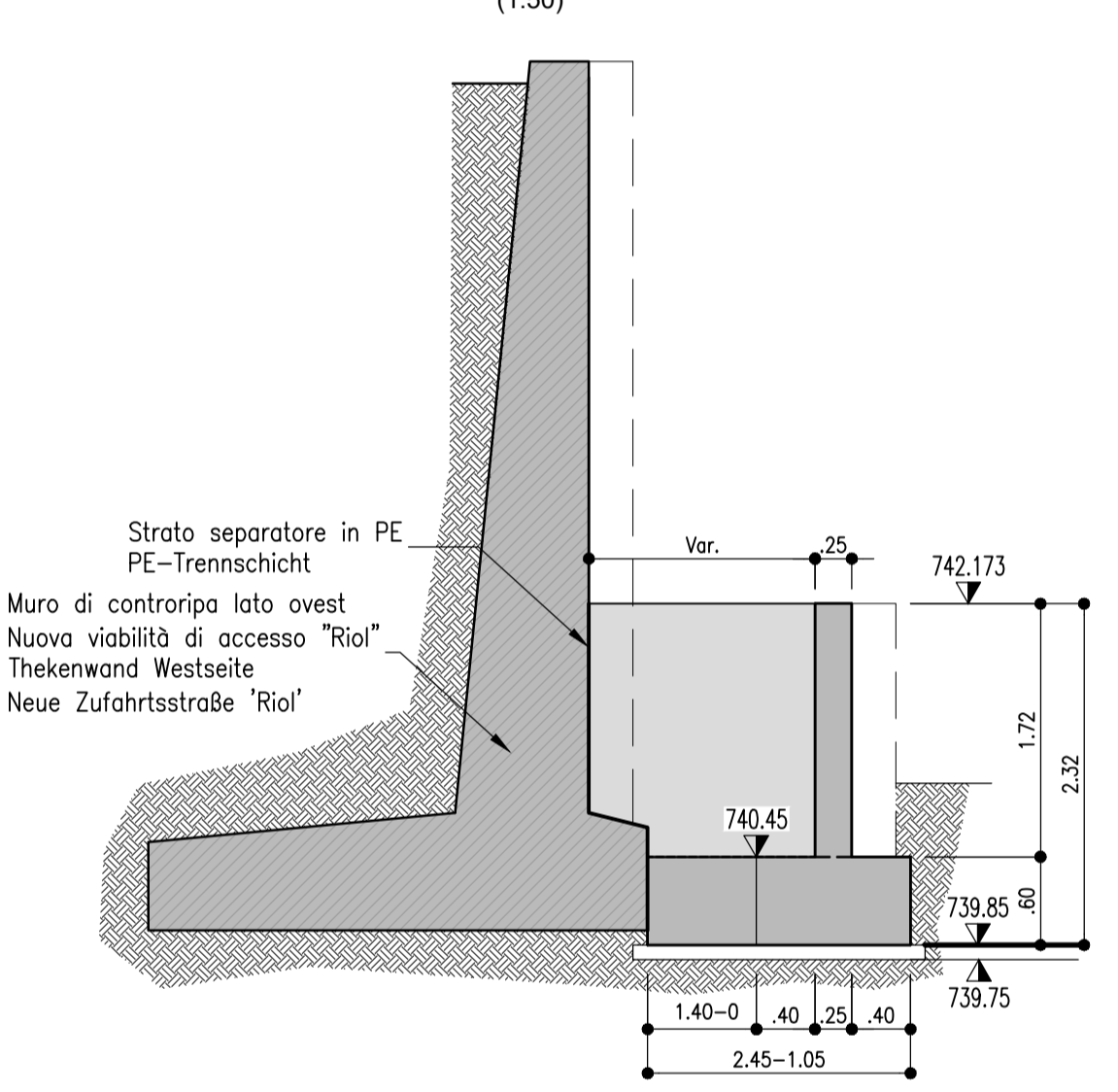
TABELLA PUNTI DI PICCHETTAMENTO
TABELLE ABSTECKPUNKTE

Nome punto	E	N	Quota
Pt.09	699321.844	5184661.21	+740.55
Pt.10	699322.282	5184660.96	+741.95
Pt.11	699325.340	5184659.27	+740.55
Pt.12	699324.322	5184657.43	+740.55
Pt.13	699324.686	5184656.77	+740.55
Pt.14	699324.492	5184656.42	+740.55
Pt.15	699320.875	5184658.43	+741.95
Pt.16	699320.438	5184658.67	+740.55
Pt.17	699317.240	5184660.44	+741.45
Pt.18	699317.453	5184660.78	+741.45
Pt.19	699317.815	5184661.12	+741.45

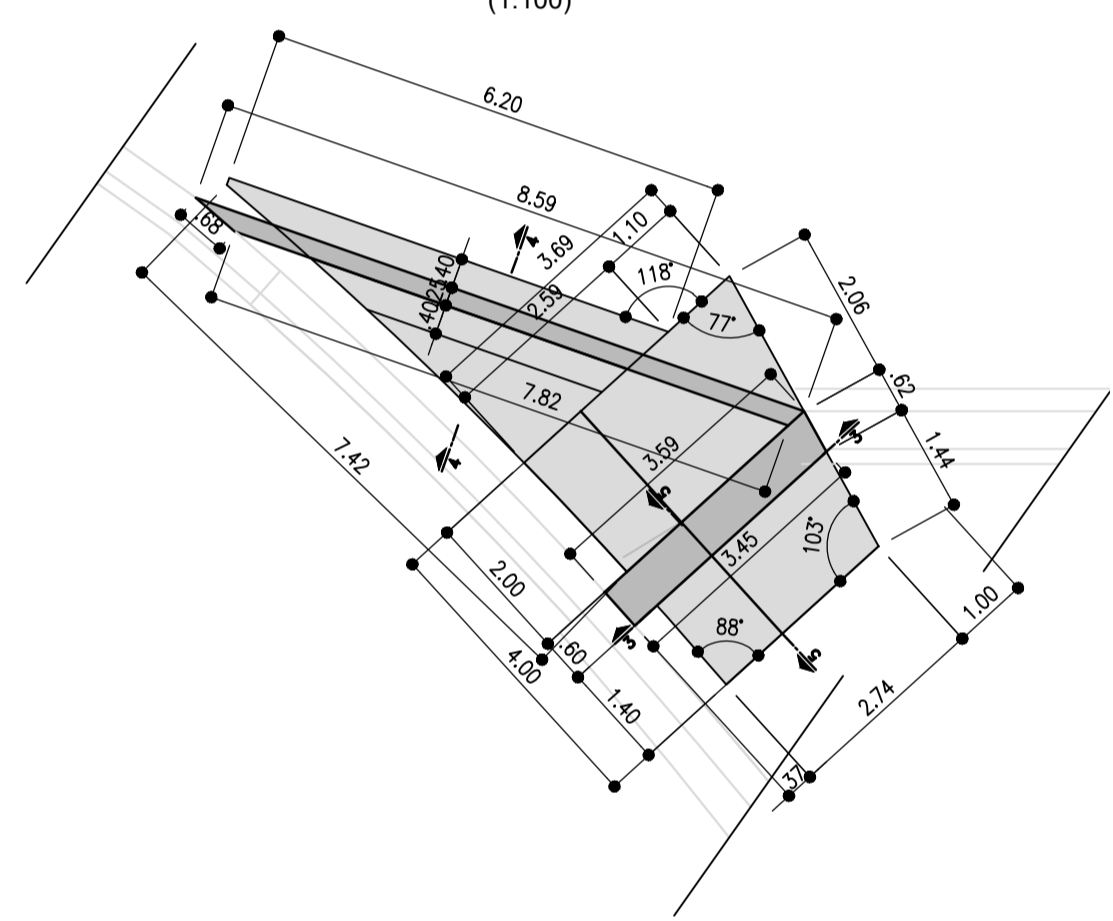
TABELLA PUNTI DI PICCHETTAMENTO
TABELLE ABSTECKPUNKTE

Nome punto	E	N	Quota
Pt.20	699320.056	5184653.33	+740.45
Pt.21	699320.505	5184653.59	+739.85
Pt.22	699320.472	5184653.50	+739.85
Pt.23	699320.583	5184652.88	+740.45
Pt.24	699324.433	5184649.80	+739.85
Pt.25	699326.353	5184651.54	+739.85
Pt.26	699327.169	5184652.28	+739.85
Pt.27	699325.507	5184648.07	+740.45
Pt.28	699325.805	5184648.34	+740.45
Pt.29	699328.163	5184650.48	+740.45
Pt.30	699325.906	5184647.62	+740.45
Pt.31	699326.204	5184647.89	+740.45
Pt.32	699328.461	5184649.94	+740.45
Pt.33	699327.125	5184646.84	+739.85
Pt.34	699329.157	5184648.68	+739.85
Pt.40	699313.700	5184662.94	+743.55
Pt.41	699313.292	5184663.23	+742.25

SEZIONE 6-6 - Tratto 4-4
SCHNITT 6-6 - Teil 4-4
(1:50)

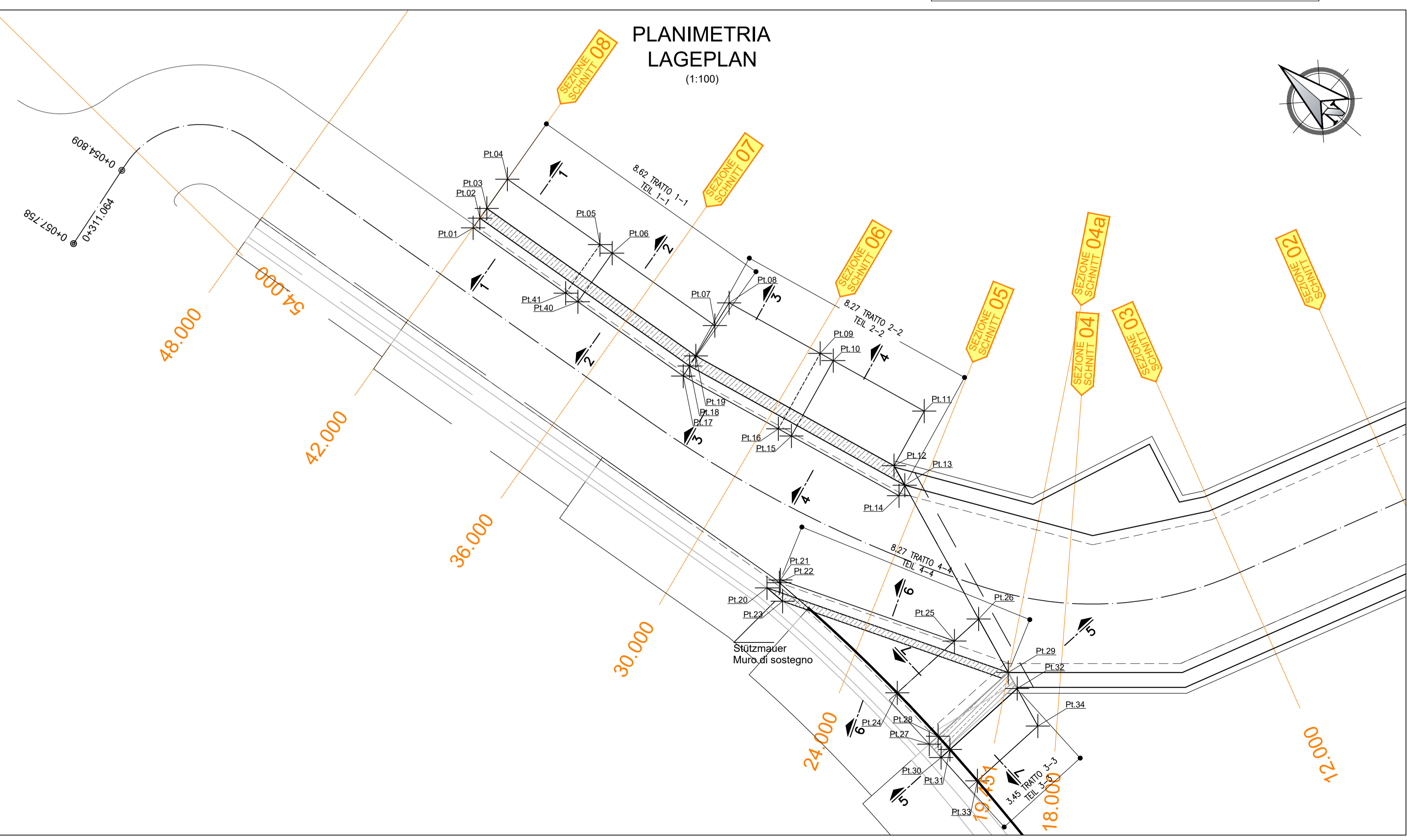


PLANIMETRIA
LAGEPLAN
(1:100)

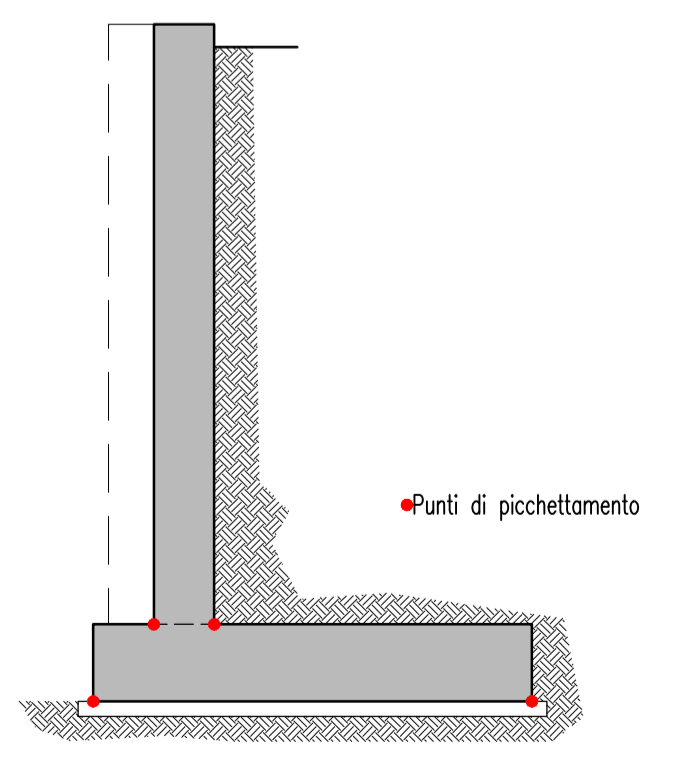


PER LE CARATTERISTICHE DEI MATERIALI VEDERE TAVOLA 02-H81-AF-002-9X0-D1538-02066-01
FÜR DIE EIGENSCHAFTEN DER WERKSTOFFE SIEHE TABELLE 02-H81-AF-002-9X0-D1538-02066-01

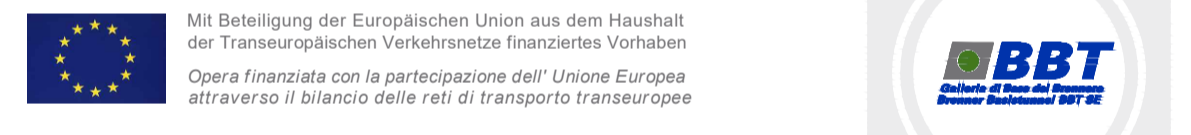
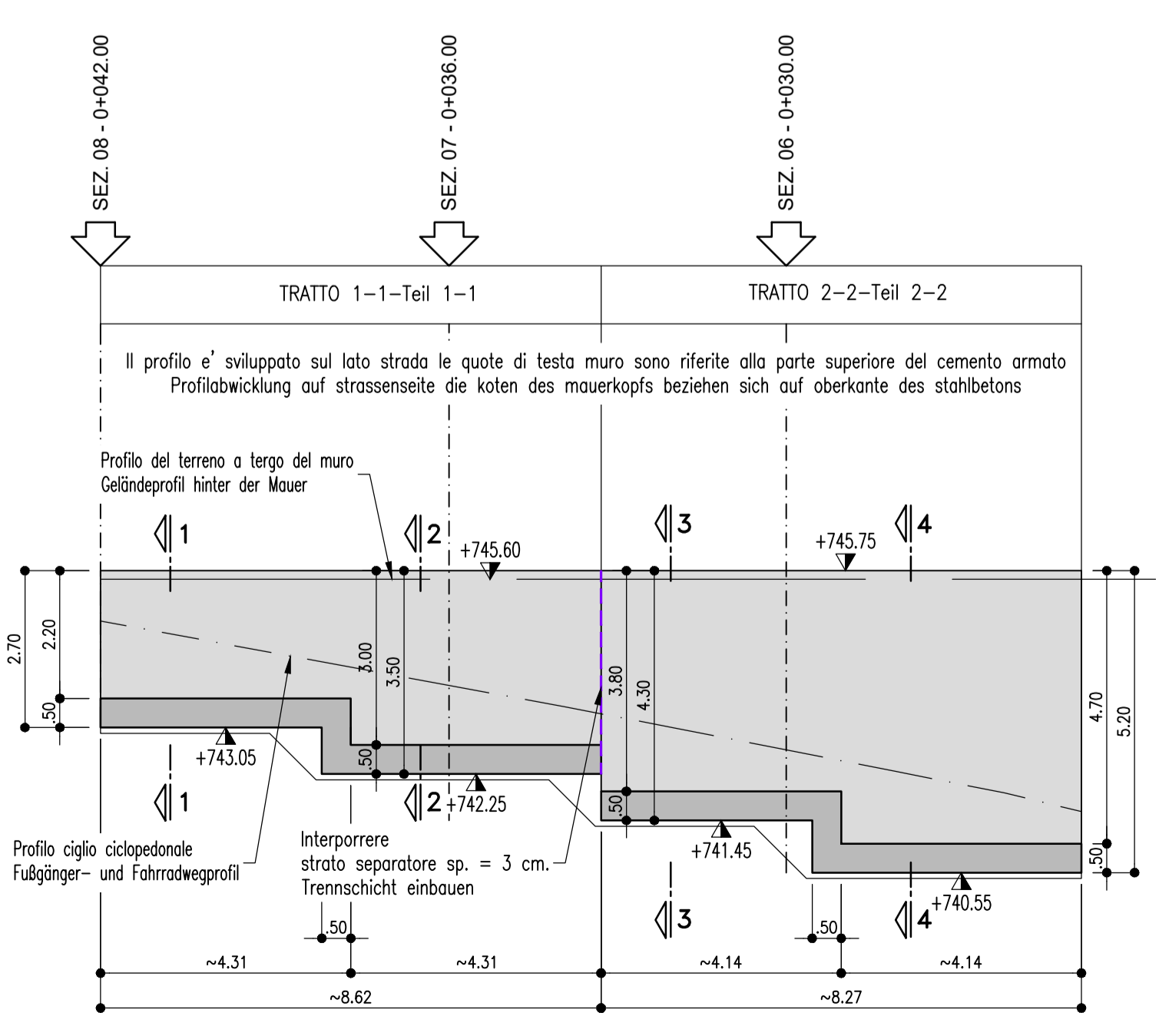
Bearbeitungsstand Stato di elaborazione			
Revisione	Änderungen / Modifiche	Verantwortlicher / Responsabile	Datum / Data
00	Estensione / Prima Versione	S. Benzoni	30.09.2022
01	Änderungen gemäß BBT NOV2022-Untersuchung / Modifiche secondo istruttoria BBT NOV2022	S. Benzoni	04.12.2022
02			
03			
04			
05			



SEZIONE MURO
SCHNITT MAUER
(1:50)



SVILUPPO MURO TRATTO 1-1 E 2-2
ABWICKLUNG MAUER Teil 1-1 UND 2-2
(1:100)



Ausbau Eisenbahnstrecke München-Verona
BRENNER BASISTUNNEL
Ausführungsplanung
Potenziamento asse ferroviario Monaco - Verona
GALLERIA DI BASE DEL BRENNERO
Progetto Esecutivo

Baulos H81 Bahnhof Franzensfeste
Lotto H81 Stazione Fortezza

Sub-Baulos	Sublotto
Verlängerung Fahrrad und Fußgängerunterführung Riolstraße	Prolungamento sottovia ciclopedonale via Riol
Fachbereich	Settore
05-PROJEKTIERUNG DER BAUWERKE	05-PROGETTAZIONE DELLE OPERE
Titel	Titolo
Beenden Sie Wandzimmerei	Carpenterie muri di uscita

Stato	Lotto	Ente	Numero	Disegnato	Verificato	Numero	Revisione
02	H81	AF	002	6Z0	D1538	02059	01